


Extra-tight shut-off due to "cut-off effect" – Extra-tight shut-off due to conical marginal seat geometry –
Extra-tight shut-off due to significantly increased seat pressure and longer service life:

FABA®

The bellows sealed valve

**NEW
from ARI!**



FABA® Plus

FABA® Supra MD PN 63-160

FABA® Supra i

FABA® Supra C



Flange connection



Butt weld end connection



ASME screwed socket connection



Angle pattern body



Compact bellows sealed valve 6A2




FABA with pneumatic actuator FA

Bellows sealed valve 6A2

FABA® Plus

FABA® Supra MD PN 63-160



"Cut-off effect" – the conical shape of the marginal seat causes surface deposits to be removed during sealing.



Bonnet design – now even more resistant to water hammer.



Dual function – can be used simultaneously as a check and stop valve with a tight shut-off feature due to the screw-down non-return plug with resetting spring.



Reliably tight owing to the marginal plug.



Durable – extra-long, modified, pressure resistant bellows design (positioned outside the medium).



Optimal force transfer owing to the fine-threaded stem.

- Reliable sealing due to the "cut-off effect" (the conical shape of the marginal seat causes surface deposits to be removed when the valve closes).
- Reliable sealing due to the metal plug / seat design (conical plug made of hardened stainless steel).
- Reliable sealing due to the conical / marginal plug (significantly increased seat pressure and longer service life).
- Reliable sealing due to the fine-threaded stem (increased seat pressure).
- Tested tightness: Final test with air for all valves (leakage rate "A" according to DIN EN 12266 or 1 according to DIN 3230).
- Tested tightness: Helium test guarantees that no leakage can occur through the bellows.

NEW from ARI!

Profit from the proven power of our 100% tight shut-off technology!

For all standard applications

The compact alternative ...

- Compact design for optimal handling.
- Extra-tight shut-off due to the bellows seal.

Design: DIN

Materials: forged steel, stainless steel

Nominal diameter: DN 15-25
NPS 1/2" -1"

Nominal pressure: PN 40

Connection types: Flanges, screwed sockets, socket weld ends, butt weld ends

Even greater performance ...

- ... due to the new bonnet design (now even more suitable for harsh industrial environments, i.e. water hammer, due to more robust design).
- ... due to the reinforced bellows welded to the stem rather than to the plug (vibration is no longer transferred directly from the plug to the bellows).

Ease of use ...

- ... due to the new, ergonomic design of the handwheel
- ... due to the reduction in weight (optimised bonnet in a new design).
- ... due to the recessed lubricating nipple and the separate, flat locking device.
- ... due to the easy-to-install limit switch – no need to loosen the bonnet screws (patented).

Even greater versatility ...

- ... Due to the dual function (can be used simultaneously as a check valve and stop valve with a tight shut-off feature due to the screw-down non-return plug) – now suitable for horizontal or vertical installation owing to the resetting spring.

Offered in a straight-through, angle pattern or Y-pattern design with butt weld, screwed socket or ASME/ANSI connections.

Design: DIN, ASME/ANSI

Materials: Cast iron, SG iron, steel, forged steel, stainless steel, ASME materials

Nominal diameter: DN 15-400

Nominal pressure: PN 16-40; ANSI 150 and 300

Connection types: Flanges, butt weld ends, socket weld ends, screwed sockets

For use in medium-pressure systems up to 160 bar!

Even safer to use ...

- ... due to the balancing plug (optional from DN 65).
- ... due to the additional limit switch (optionally 1 or 2).

Reliably tight – even in harsh industrial environments ...

- ... due to the marginal plug.
- ... due to the serrated seal.
- ... due to the gland packing and gland seal stuffing box.
- ... due to the stellite seat and plug (ideal hardness gradient: Stellite 21 / Stellite 6).

Design: DIN

Materials: Cast steel, forged steel, heat resistant steel


Nominal diameter: DN 10-100

Nominal pressure: PN 63-160

Connection types: Flanges, butt weld ends


FABA® Supra i

FABA® Supra C



- Reliable sealing due to the “cut-off effect” (the conical shape of the marginal seat causes surface deposits to be removed when the valve closes).
- Reliable sealing due to the metal plug / seat design (conical plug made of hardened stainless steel).
- Reliable sealing due to the conical / marginal plug (significantly increased seat pressure and longer service life).

- Reliable sealing due to the fine-threaded stem (increased seat pressure).
- Tested tightness: Final test with air for all valves (leakage rate “A” according to DIN EN 12266 or 1 according to DIN 3230).
- Tested tightness: Helium test guarantees that no leakage can occur through the bellows.



Reinforced bellows (10,000 double cycles) – welded to the top part of the body.



Bellows cover – for increased resistance to water hammer.



Rugged plug / stem guide – permits higher differential pressures.



Bellows – flushed by the medium (also suitable for process applications).



Reinforced bellows (10,000 double cycles) – welded to the top part of the body.



Additional stem guide via the V-port plug (permits higher differential pressures).

Profit from the proven power of our 100% tight shut-off technology!

For all industrial applications

Additional features

Even more reliable ...

- ... due to the reinforced bellows (10,000 double cycles) – welded to the top part of the body.
- ... due to the increased resistance to water hammer (bellows protected by cover).
- ... due to the rugged plug / stem guide (permits higher differential pressures).

Reliably tight – even in harsh industrial environments ...

- ... due to the double-wall bellows seal.
- ... due to the welded seat.
- ... due to the secondary seals (back sealing on bellows cover and emergency stuffing box seal to atmosphere with gland follower).
- ... due to the option of welding the top part of the body to the bottom part (optionally).

Even greater flexibility ...

- ... due to the option of a one or two-piece (couple-divided) stem (for example, for retrofitting with an actuator).

Offered in a straight-through, angle pattern or Y-pattern design with butt weld, screwed socket or ASME/ANSI connections.

Design: DIN, ASME/ANSI

Materials: Cast steel, forged steel, stainless steel, ASME materials

Nominal diameter: DN 15-400

Nominal pressure: PN 16-40; ANSI 150 and 300

Connection types: Flanges, butt weld ends, socket weld ends, screwed sockets

For the chemical industry

Additional features compared to FABA® Supra i

Even more reliable ...

- ... due to the reinforced – and medium-flushed – bellows that is welded to the top part of the body (10,000 double cycles). Suitable for process applications.
- ... due to the additional stem guide via the V-port plug (permits higher differential pressures).

Design: DIN, ASME/ANSI

Materials: Cast steel, forged steel, stainless steel, ASME materials

Nominal diameter: DN 15-400

Nominal pressure: PN 16-40; ANSI 150 and 300

Connection types: Flanges, butt weld ends, socket weld ends, screwed sockets

FABA®-tight with certified, multi-ply bellows!



Test documentation at the Fraunhofer-Institute up to 200 bar, water hammer as a function of time.

Rigorous test conditions on the Fraunhofer-Institute's experimental facility.

Bellows cover – for increased resistance to water hammer.

- FABA®-tight due to rigorous testing of PN 40 compressive strength up to 200 bar at the Fraunhofer-Institute in Oberhausen (FABA® Supra C).
- FABA®-tight due to seamless automatic weld between the bellows and stem.
- FABA®-tight due to helium leak testing (tested tightness).
- FABA®-tight due to bellows welded to the top part of the body (FABA® Supra i and FABA® Supra C).
- Durable and reliable due to bellows protection from water hammer (FABA® Supra i).
- Durable and reliable due to bellows welded to the stem as standard rather than to the plug (all FABA® types).

- Durable and reliable due to bellows positioning outside the medium (FABA® Supra MD PN 63-160).
- Durable due to option of cleaning medium-flushed bellows in chemical applications (FABA® Supra C).
- Durable due to the slim bellows design. Vibration is reduced to a minimum, protecting the bellows against turbulences.
- Durable due to the long, modified, pressure resistant bellows design (FABA® Supra MD PN 63-160).
- Durable due to bellows reinforcement for up to 10,000 double cycles (FABA® Supra and FABA® Supra MD PN 63-160).
- Certified safety – approved acc. to DIN EN ISO 15848-1 / TA-Luft.
- Tailored to individual requirements – wide choice of FABA® variants.

ARI product diversity

Control



Control valve
STEVI® Pro
(Series 422/462, 470/471)



STEVI® Vario
(Series 448/449)



STEVI® Smart
(Series 423/463, 425/426,
440/441, 450/451)



Control without auxiliary power
PREDU® / PREDEX® / PRESO® / TEMPTROL®

Isolation



Process valve
ZETRIX®



Butterfly valve
ZIVA®



Bellows sealed valve
FABA® Plus, FABA® Supra I/C



Stop valves with gland seal
STOBU®

Safety



Safety valves (DIN/EN)
SAFE



Safety valves (DIN/EN)
SAFE TCP



Safety valves (API 526, ASME)
ARI-REYCO™



Safety valves (ASME)
ARI-REYCO™ RL-series

Steam trapping



Steam traps CONA® (mechanical ball float / thermostatic bimetallic and membrane / thermodynamic), **monitoring systems**
CONA® Control



Manifolds
CODI® for collecting and diverting purpose



Steam trap with multi-valving technology CONA® "All-in-One" (incl. stop valve, inside strainer, back-flow protection, drain valve)



Mechanical pump systems
CONLIFT®, CONA® P

Profit from diversity made by ARI.
Please don't hesitate to ask for more information!



www.ari-armaturen.com